

SEE PAGE 2 FOR VALVE SELECTION

MODEL NUMBER	A	A1	A2	B	B1	D	E	F	G
PK06S	1-1/2	69-1/8	X	2	31-1/8	15	20	78	85
PK06D	1-1/2	69-1/8	X	2	31-1/8	15	20	78	85
PK08S	2	69-1/4	X	3	31-3/8	15	20	78	84
PK08D	2	69-1/4	X	3	31-3/8	15	20	78	84
PK10S	2-1/2	72-3/4	X	3	33-1/2	19	24	81-1/2	89
PK10D	2-1/2	72-3/4	X	3	33-1/2	19	24	81-1/2	89
PK12S	4	X	85-1/2	5	41-3/8	29	34	97-3/7	101
PK12D	4	X	85-1/2	5	41-3/8	29	34	97-3/7	101

Notes:

Dimensions in inches

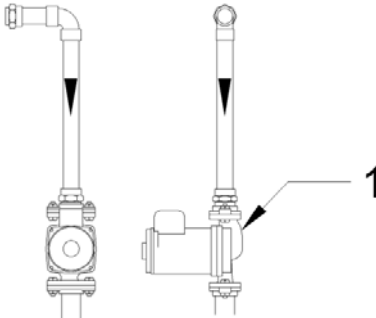
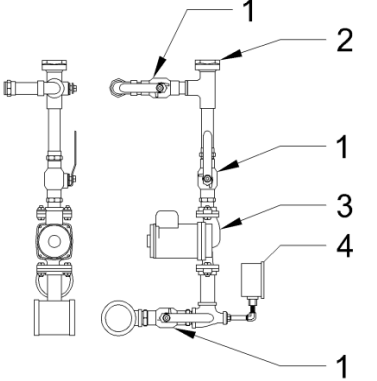
ROUGH-IN DIMENSIONS ONLY



- PK12 units Inlet and Outlet connections are ANSI 150# Flanged.
- Single Wall Unit Represented. See chart for different dimensions between Single and Double Wall.
- Pressure only relief valve shipped loose and must be installed by contractor in the field as shown.
- A2 is Outlet height for PK12S/D Compact.

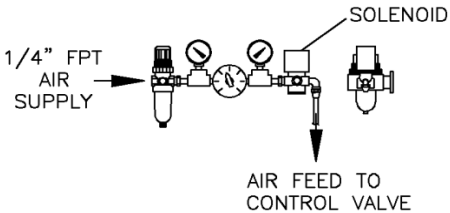

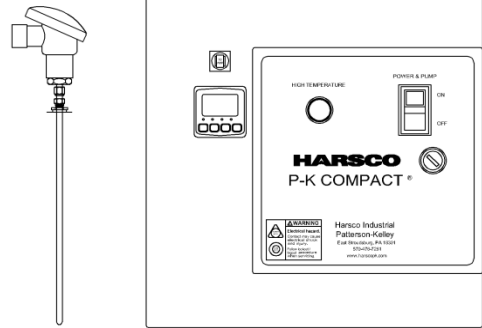
Seismic Support Stand Available


CW Inlet Temperature: _____
 HW Outlet Temperature: _____
 HW Flow Rate GPM: _____
 BW Inlet Temperature: _____
 BW Outlet Temperature: _____
 BW Flow Rate GPM: _____
 Rep: _____
 Phone Number: _____
 Email: _____
 Job Name: _____

COMPONENTS		SINGLE WALL	DOUBLE WALL
TUBESIDE	SHELLSIDE	SB-171-706 (COPPER-NICKEL)	
	TUBES	SB-75-C12200 (COP) / SB-171-C706 (CUNI)	
	TUBESHEET (INNER)	SB-171-464 (NAVAL BRASS)	
	TUBESHEET (OUTER)	(N/A)	SA-516-GR 70 (CARBON STEEL)
	BILLET	SA-516-GR 70 (CARBON STEEL)	

Pump Submittal				
Standard Pump		NY Trim		
	Number		Number	Part
	1. Pump B&G PL30-B		1	Ball Valve
			2	Venturi Tee
			3a	B&G Pump - PL30-B
			3b	B&G Pump - PL36-B
			3c	B&G Pump - PL50-B
			4	Pressure Gauge
<p>NY Trim Application allows the use of the COMPACT Recirculation pump to take place of the Building Recirculation pump with the use of the venturi tee. 3 pump sizes are available for different building pressure drop.</p>				

Valve Submittal							
Valve Type	1"	1 1/2"	2"	2 1/2"	3"	4"	Image
2-WAY PNEUMATIC	WARREN 28N			WARREN 29N			
3-WAY PNEUMATIC							
2-WAY ELECTRIC	SIEMENS MXG			SIEMENS MXF	SIEMENS M3P		
3-WAY ELECTRIC							

Pilot Valve And Controller Submittals		
		
Spence T-61 Airmaster Pilot	COMPACT Control Box for Pneumatic Valves	Omega Type-J Thermocouple with LOVE Controller COMPACT Control Box for Electric Valves

Relief Valve Submittal						
SIZE	Pressure Only			SIZE	Temperature & Pressure	
	BTU/HR	CAPACTY			BTU/HR	CAPACTY
3/4"	1,817,000			3/4"	1,912,000	
1"	2,858,000			1"	3,625,000	
1 1/2"	7,322,000			1 1/2"	6,050,000	
Manufacturer: Conbraco				Manufacturer: Conbraco		